
Clark Robbins, Code Enforcement Officer

Wes Jones – Borough Fire Chief

Taylor Borough


122 UNION STREET TAYLOR, PENNSYLVANIA 18517
Phone: (570) 562-1400 Fax: (570) 562-1415

Zoning & Fire Requirements


- 1) Landscaping as outlined in 4.722 Page 4-6 - REQUIRED
- 2) Site lighting as outlined in 4.723 Page 4-7 – NOTE ON PLANS “NONE PROPOSED” IF NOT UTILIZED FOR YOUR PROJECT
- 3) Signage (If there are any signs to be placed for this project, they should be drawn, showing the size, width, illumination, sample messages, etc. as outlined in 5.532 to 5.850 - NOTE ON PLANS “NONE PROPOSED” IF NOT UTILIZED FOR YOUR PROJECT
- 4) Parking requirements with number of employee’s as outlined in Table I, page 5-26, Table IV Page 5-30 and Sections 5.600 to 5.663 - REQUIRED
- 5) Parking area surfacing as outlined in 5.643 Page 5-31 - REQUIRED
- 6) Fire Hydrants should be located no more than 500 running feet to the furthest point - REQUIRED
- 7) Will there be wall mount hydrants located the building? If so couplings should be 4 inch Storz coupler. - NOTE ON PLANS “NONE PROPOSED” IF NOT UTILIZED FOR YOUR PROJECT
- 8) List all hazardous chemicals on site and provide MSDS sheets - REQUIRED
- 9) List emergency contacts, names, phone numbers & time of day responsible - REQUIRED
- 10) State if the building will be equipped with automatic fire suppression systems - REQUIRED
- 11) State if a KNOX BOX system will be installed - REQUIRED
- 12) State if the building will be equipped with a fire alarm system – REQUIRED
- 13) State if there is access to drive around the entire building for fire apparatus - REQUIRED

Provide all information for required details on plans. Please don't hesitate to contact us if you should have any comments or question of this correspondence.

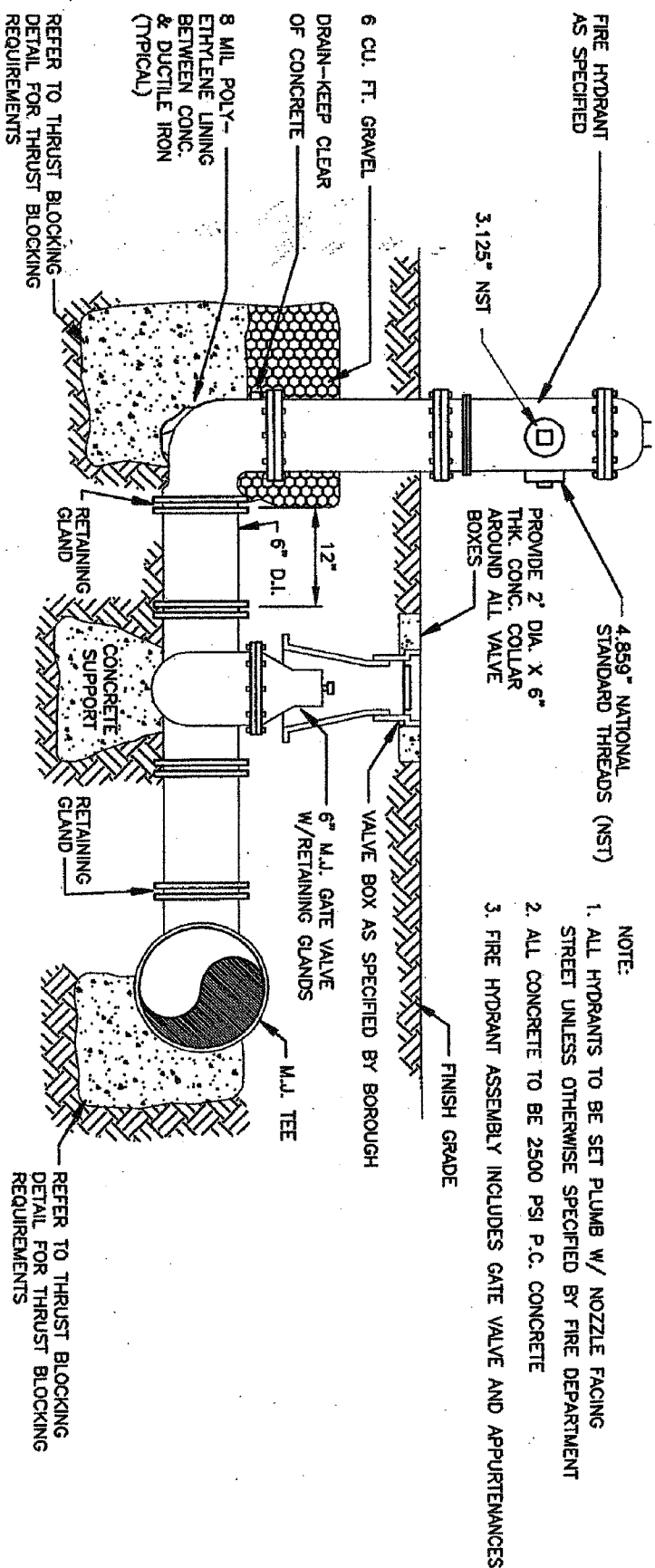
Respectfully,



Clark Robbins
Zoning Officer



Wes Jones
Borough Fire Chief



- NOTE:
1. ALL HYDRANTS TO BE SET PLUMB W/ NOZZLE FACING STREET UNLESS OTHERWISE SPECIFIED BY FIRE DEPARTMENT
 2. ALL CONCRETE TO BE 2500 PSI P.C. CONCRETE
 3. FIRE HYDRANT ASSEMBLY INCLUDES GATE VALVE AND APPURTENANCES

REFER TO THRUST BLOCKING
DETAIL FOR THRUST BLOCKING
REQUIREMENTS

REFER TO THRUST BLOCKING
DETAIL FOR THRUST BLOCKING
REQUIREMENTS

TYPICAL FIRE HYDRANT ASSEMBLY